



**SRI LANKA'S
FASTEST
MOBILE
NETWORK**

Sri Lanka Q1-Q2 2019

Mobitel is Sri Lanka's Speedtest Awards™ Winner for mobile network speed. To win this award, Mobitel achieved a Speed Score™ of 27.73, with average speeds of 30.30 Mbps for download and 12.44 Mbps for upload.



Speed Score

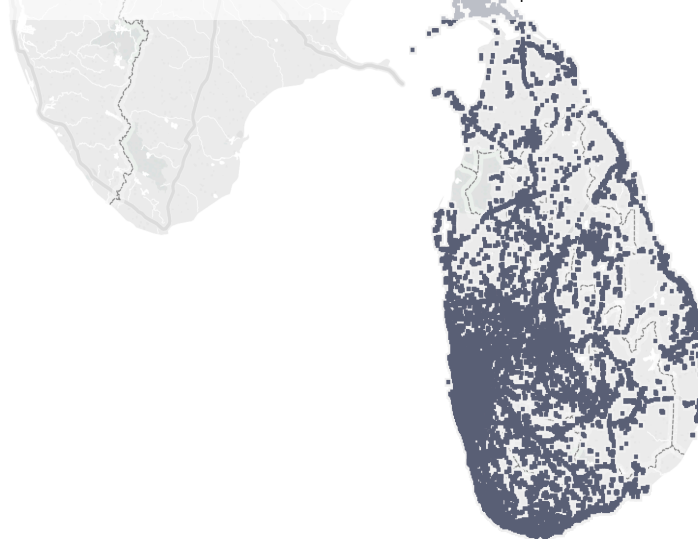
27.73

Carrier	Test Count	Speed Score
Mobitel	39,226	27.73
Dialog	42,535	24.75
Hutch	18,636	6.72
Airtel	6,312	6.34
Etisalat	4,849	2.26

Speed Score incorporates a measure of each provider's download and upload speed to rank network speed performance. See next page for more detail.

Sri Lanka's Mobile Tests on LTE-Capable Devices

Ookla® compared user-initiated tests taken on the Speedtest iOS and Android mobile apps from all the major mobile carriers in Sri Lanka during the award period to determine who showed the fastest mobile network speeds.



Market Statistics

Test Count

111,558

Average Download Speed:

24.33 Mbps

Average Upload Speed:

10.57 Mbps

Average Latency:

32 ms

Unique Devices
22,105



Mbps



Mbps



ms

iPhone X 1,088

Mobitel 30.30

Mobitel 12.44

Mobitel 26

iPhone 7 937

Dialog 26.84

Dialog 12.31

Dialog 26

P Smart+/Nova 3i 904

Hutch 7.26

Hutch 3.17

Hutch 52

iPhone 6s 878

Airtel 7.02

Airtel 1.08

Airtel 57

Mate 10 Lite 834

Etisalat 2.57



Etisalat 1.58

Etisalat 62

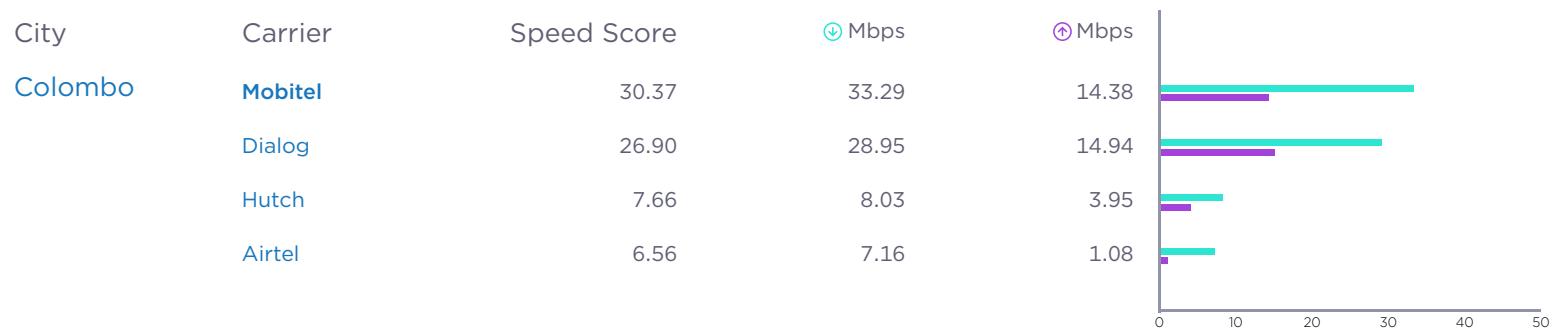
How Speed Score Works

When analyzing fastest operators, Ookla solely considers top carriers (all carriers with 3% or more of total test samples in the market for the period). We then determine the fastest carrier using Speed Score which incorporates a measure of each provider’s download and upload speed to rank network speed performance (90% of the final Speed Score is attributed to download speed and the remaining 10% to upload speed). The Speed Score uses a modified trimean to demonstrate the download and upload speeds that are available across a provider’s network. We take speeds from the 10th percentile, 50th percentile (also known as the median), and 90th percentile, and combine them in a weighted average using a 1:2:1 ratio, respectively. We place the most emphasis on the download speeds and median speeds as those represent what most network providers’ customers will experience on a day-to-day basis.



Carrier Name	 Download Trimean	90 th Percentile	50 th Percentile	10 th Percentile	 Upload Trimean	90 th Percentile	50 th Percentile	10 th Percentile
Mobitel	29.45	59.74	25.40	7.24	12.28	27.66	9.94	1.60
Dialog	26.15	50.94	23.57	6.54	12.13	26.61	10.04	1.84
Hutch	7.13	14.36	6.09	1.99	3.06	7.02	2.36	0.49
Airtel	6.93	12.75	6.46	2.07	1.03	1.49	1.10	0.41
Etisalat	2.35	5.83	1.48	0.62	1.46	2.35	1.46	0.55

City Network Speeds



Methodology

For more information on our methodology visit [Speedtest.net/Awards](https://www.speedtest.net/Awards)